




ST. PETER'S INTER SCHOOL

Worksheet
Subject - Math

Name..... Class- Pre Nursery

Join the dots



Circle the number 4

1	2	3	4	3
2	4	3	4	1
2	1	3	4	2

Match the same number

1
2
3
4
5

4
2
1
5
3






ST. PETER'S INTER SCHOOL

WORKSHEET

CLASS - PRE - NURSERY

Name: _____

Count the object and circle the correct numbers:

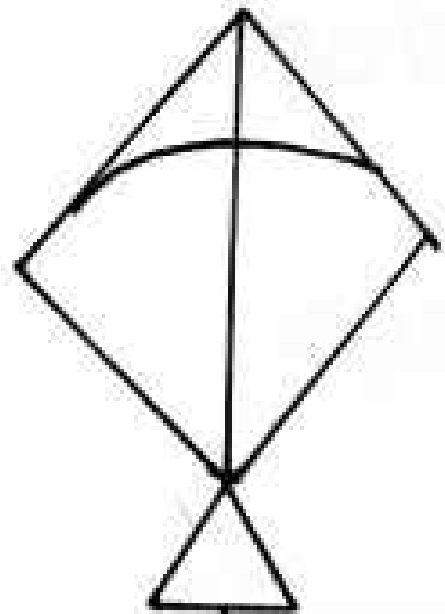
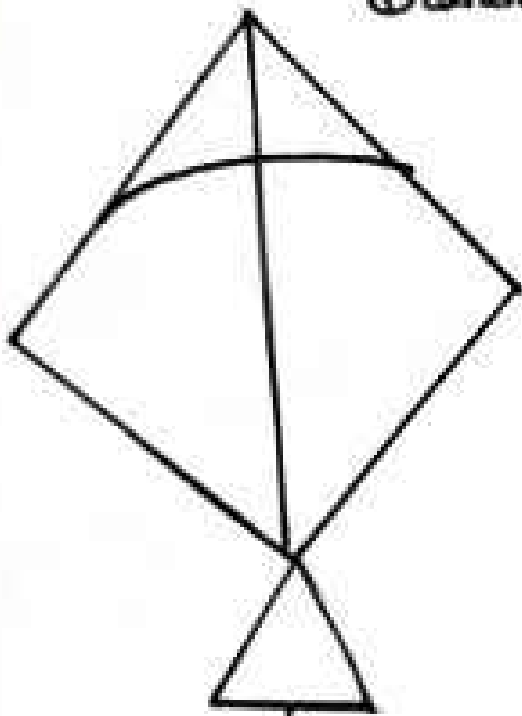
	1 2 3
	1 4 2
	2 3 5
	1 3 4
	2 1 5

ST. PETER'S INTER SCHOOL

DRAWING WORKSHEET PRE-NURSERY

Name - _____

Join the dots and colour the kite
Standing Line



Name -

Body Parts

Match the body part to its name



ear



nose



eye



foot



mouth



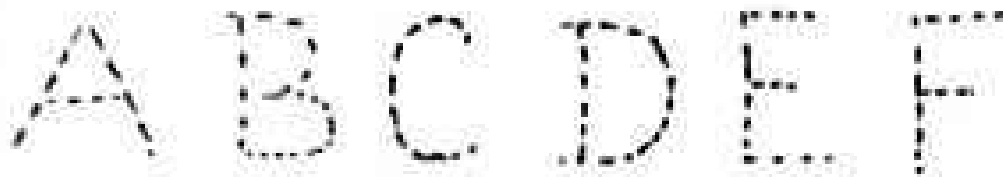
hand

ST. PETER'S INTER SCHOOL

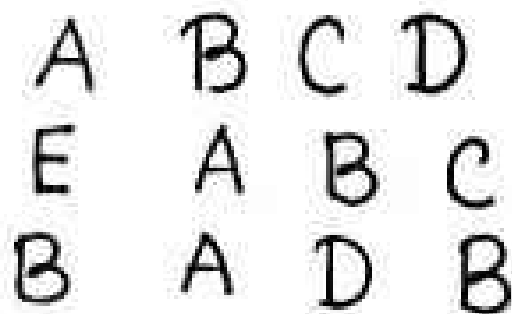
WORKSHEET PRE-NURSERY English

Name- _____






1. Join the dots



2. Circle the 'B's



3. Look at the picture and write their first letter.



ST. PETER INTER SCHOOL
Class - PRE - Nursery

Myself!

My name is _____


I am a




I am _____ years old

Color the number of candles;

My birthday is on _____



My favourite color is _____
(color the circle)



S.T. PETER INTER SCHOOL
WORKSHEET
English

Name - _____ Class - Pre-Nursery

Match the same letters -

A

B

C

D

E

E

D

B



C

A

Circle the correct picture -

A

-



St. Peter's Inter School

Drawing Worksheet
Pre-nursery
Name -

Sleeping Line

